

HOW TO MAKE A ZINE

1. FOLD IN HALF



2. FOLD IN HALF (AGAIN)



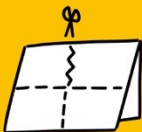
3. FOLD IN HALF (AGAIN)




6. UNFOLDED, IT SHOULD LOOK LIKE THIS



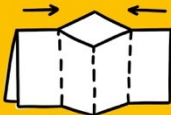
5. FOLD IN HALF + CUT THE CENTRE



4. UNFOLD TO FIND 8 PAGES



7. FOLD IN HALF AND PUSH TOGETHER



8. NUMBER YOUR PAGES IN THE RIGHT ORDER + ROTATION

